

EMERGENCIES CALL 911
 BUSINESS/HALL RENTAL
 PHONE 215-257-4028
 FAX 215-257-7814
 WWW.SELLERSVILLEFD.COM



SELLERSVILLE FIRE DEPT.
 2 NORTH MAIN STREET
 P.O. BOX 315
 SELLERSVILLE, PA 18960
 100% VOLUNTEER

SELLERSVILLE FIRE DEPARTMENT MONTHLY REPORT June 2025

TOTAL OVERALL SFD RESPONSES:	MONTH: 32	YTD: 225
TOTAL # OF PERSONNEL RESPONDING	229 (7.2 Average)	1807 (8.03 Average)
TOTAL # OF MAN HOURS	66 Hours 54 Minutes	848 Hours 39 Minutes
TOTAL TIME IN SERVICE	12 Hours 49 Minutes	102 Hours 50 Minutes

FIRE RESPONSES

	MONTH	YTD
TOTAL # OF RESPONSES	27	209

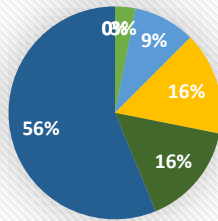
OFFICER RESPONSES

	MONTH	YTD
TOTAL # OF RESPONSES	1	5

FIRE POLICE RESPONSES

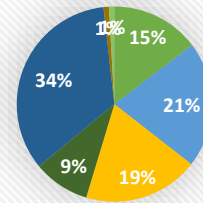
	MONTH	YTD
TOTAL # OF RESPONSES	4	11

INCIDENT TYPE JUNE 2025



- FIRE - 1
- RESCUE & EMERGENCY MEDICAL SERVICE - 3
- HAZARDOUS CONDITION - 5
- SERVICE CALL - 5
- FALSE ALARM & FALSE CALL - 18
- SEVERE WEATHER - 0
- SPECIAL INCIDENT TYPE - 0

INCIDENT TYPE YTD



- FIRE - 33
- RESCUE & EMERGENCY MEDICAL SERVICE - 47
- HAZARDOUS CONDITION - 43
- SERVICE CALL - 21
- FALSE ALARM & FALSE CALL - 77
- SEVERE WEATHER - 2
- SPECIAL INCIDENT TYPE - 2

TYPE OF ALARM BY DISPATCH

Month	YTD		Month	YTD		Month	YTD	
	1	SPECIAL ASSIGNMENT	1	14	ENGINE ASSIST	1	6	RESCUE BOX
	2	BOX ASSIGNMENT	4	11	FIRE POLICE ASSIST	1	9	RESCUE ASSIST
1	7	COVER ASSIGNMENT			HIGH WATER TRUCK ASSIST	1	8	RIT
1	5	CHIEF'S PAGE / INVEST.	11	90	LOCAL BOX	2	9	TACTICAL BOX
2	17	EMS ASSIST			MARINE RESCUE	7	46	TOWER ASSIST

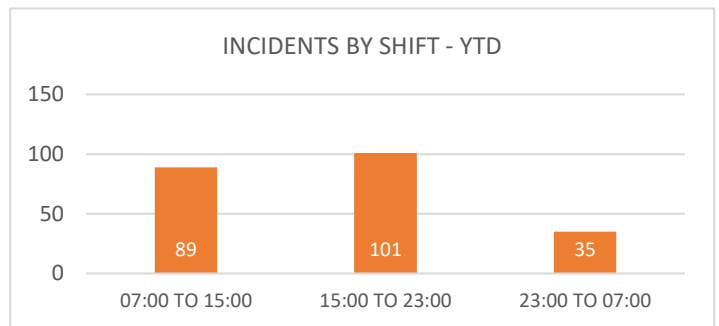
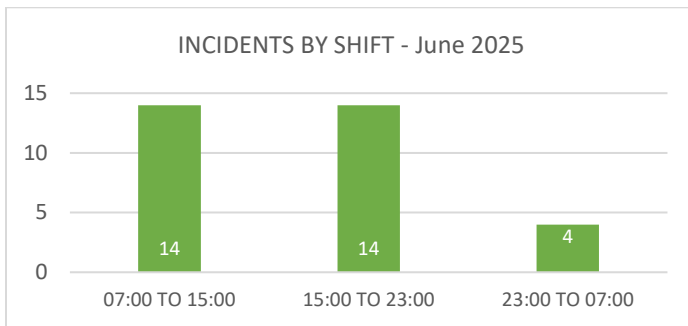
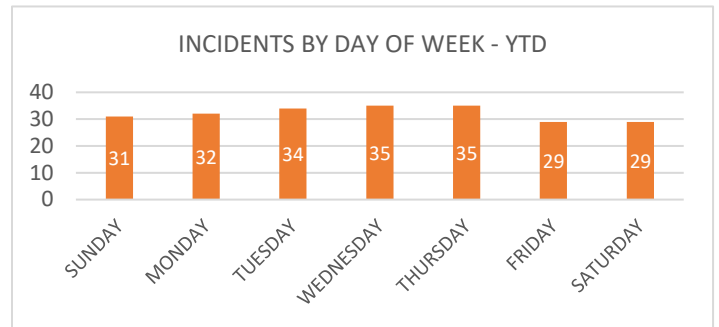
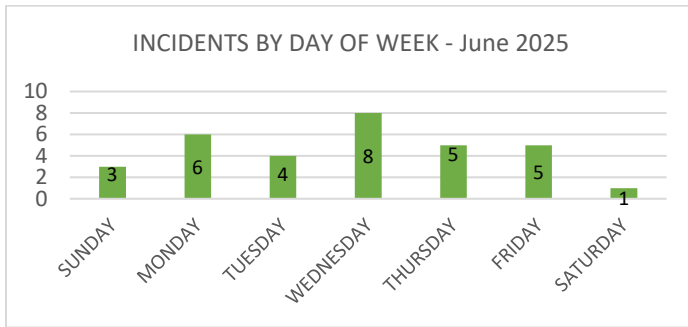
SPECIFIC PROPERTY USE

Month	YTD		Month	YTD		Month	YTD	
13	86	RESIDENTIAL	6	40	HIGHWAY/ROADWAY	3	23	HEALTHCARE
5	17	MERCANTILE	2	10	ASSEMBLY/EDUCATIONAL		3	OTHER
	27	OUTDOORS	3	19	STORAGE/WAREHOUSE			

SFD MONTHLY REPORT

June 2025

Page (2)



RESPONSES BY MUNICIPALITY

MONTH		YTD			MONTH		YTD		
#	%	#	%		#	%	#	%	
7	21.8%	45	20%	SELLERSVILLE BOROUGH	1	3.1%	4	1.7%	SILVERDALE/DUBLIN BOROUGH
6	18.7%	68	27.7%	WEST ROCKHILL TWP.	6	2.6%	6	2.6%	RICHLAND TWP.
4	12.5%	21	9.3%	EAST ROCKHILL TWP.	2	6.2%	7	3.1%	MILFORD TWP.
6	18.7%	35	15.5%	HILLTOWN TWP.					TELFORD BOROUGH
3	9.3%	24	10.6%	PERKASIE BOROUGH	3	1.3%	3	1.3%	OTHER BUCKS MUNICIPALITIES
1	3.1%	8	3.5%	QUAKERTOWN BOROUGH	2	6.2%	4	1.7%	OUT OF COUNTY ASSIST

RESPONSES BY DISTRICT

MONTH	YTD		MONTH	YTD	
18	131	STATION 27 – SELLERSVILLE	1	11	STATION 87 – QUAKERTOWN
6	40	STATION 26/76 – PERKASIE		4	STATION 58 - TRUMBAUERSVILLE
2	8	STATION 23 – DUBLIN		6	STATION 43 - PALISADES
1	13	STATION 59 – SILVERDALE	2	1	STATION 57 – MILFORD
		STATION 60/61 - HILLTOWN	2	11	OTHER BUCKS COUNTY DISTRICTS
					OUT OF COUNTY ASSIST.

UNIT REPOSES BY UNITS

MONTH	YTD		MONTH	YTD	
12	97	ENGINE 27	17	67	COMMAND 1
7	66	TOWER 27	9	113	COMMAND 2
8	69	RESCUE 27	4	74	COMMAND 3
		SPECIAL SERVICE 27 (HWT)	2	15	UTILITY 27
5	36	FIRE POLICE (TRAFFIC 27)		1	HAZMAT 27

TRAINING DRILLS

June 5 – Engineers/Officer
June 19 – Incident Command
June 26 – Domestic Rope Rescue

TOTAL # OF DRILLS
TOTAL # OF PERS. ATTENDING DRILLS
TOTAL # OF MAN HOURS
TOTAL TIME OF DRILLS

MONTH	YTD
3	21
46 (15.3 Average Per Drill)	285 (13.6 Average Per Drill)
92 Hours 0 Min	692 Hours 0 Min
6 Hours 0 Min	49 Hours 0 Min

Respectfully Submitted,

Douglas C. Wilhelm

Douglas C. Wilhelm, Chief SFD

July 2, 2025